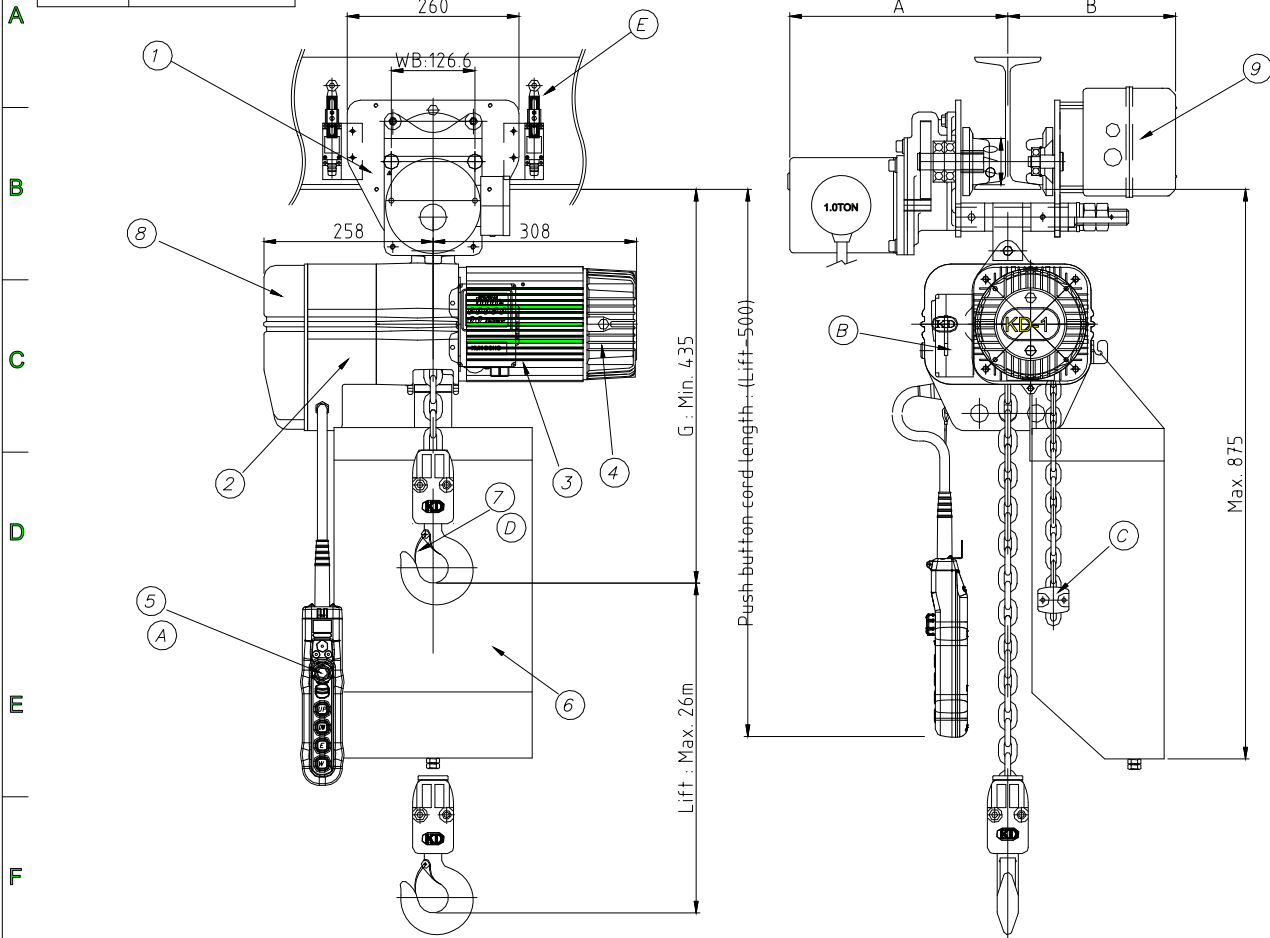
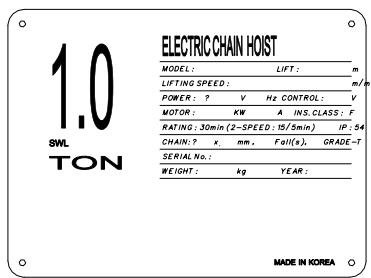


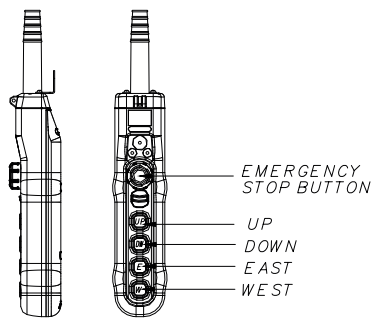
??	KD1M-1.0T
??	KD-1M-1T-L26



\* Name plate



\* Push button



BEAM WIDTH	A	B
75	317.5	237.5
100	330	250
125	342.5	262.5
150	355	275

NO	DESCRIPTION	MATERIAL	QTY	SIZE	REMARK
1	Trolley	-	1		
2	Reducer-ASSY	-	1		
3	Motor	-	1		
4	Brake-ASSY	-	1		
5	Push Button S/W	-	1		
6	Chain Bucket	-	1		
7	Bottom Hook-ASSY	-	1		
8	Control Panel (??)	-	1		
9	Control Panel (??)	-	1		
10					

SAFETY DEVICE

NO	DESCRIPTION	MATERIAL	QTY	SIZE	REMARK
A	EMERGENCY STOP BUTTON S/W	-	1		
B	O.L.P.	-	1		
C	CHAIN STOP HOLDER	-	1		
D	SAFETY LATCH	-	1		
E	LIMIT S/W (??)	-	1		

CAPACITY	1Ton		
TEST LOAD	1.25 Ton		
LIFT	Max. 26 m		
HOISTING	MOTOR	1.5 kw x 4 poles	
	SPEED	8 m/min	
TRAVERSING	MOTOR	0.4kw x 4 poles 0.4/0.2 kw x 4/8 poles	
	SPEED	LOW	12 m/min 12/6 m/min
		HIGH	24 m/min 24/12 m/min
	INVERTER	2~12 m/min	
BRAKE SYSTEM	HOISTING	DC ELECTRO MAGNETIC BRAKE	
	TRAVERSING	AC SELF BRAKE DUAL, INVERTER: DC BRAKE	
POWER SOURCES	MAIN	AC 3? 220/380/440 460/480V 60Hz	
	CONTROL	AC 1? 48/110/120V 60Hz	
OPERATION METHOD	PUSH BUTTON SWITCH TYPE ON F.L.		
PAINT COLOR	10 B 3/5		
BEAM SIZE	75, 100, 125, 150		
LOAD CHAIN	?7.1 x P21.2mm x 1fall		
NET WEIGHT	Max. 125 kg		

08.MAR.2017 REDRAWING	K.H.Han	-	-		
REV	DATE	DESCRIPTION	DRAWN	CHECK	APPROV
PROJECT					
CLIENT					
MANUFACTURER					
<b>극동호이스트 주식회사</b> <b>KUKDONG HOIST CO., LTD.</b>					
TITLE					
<b>ASSEMBLYDRAWING</b> <b>KD-1M-1T-L26</b>					
SCALE	DWG.NO.	SHT.NO.		REV.	
N/S					