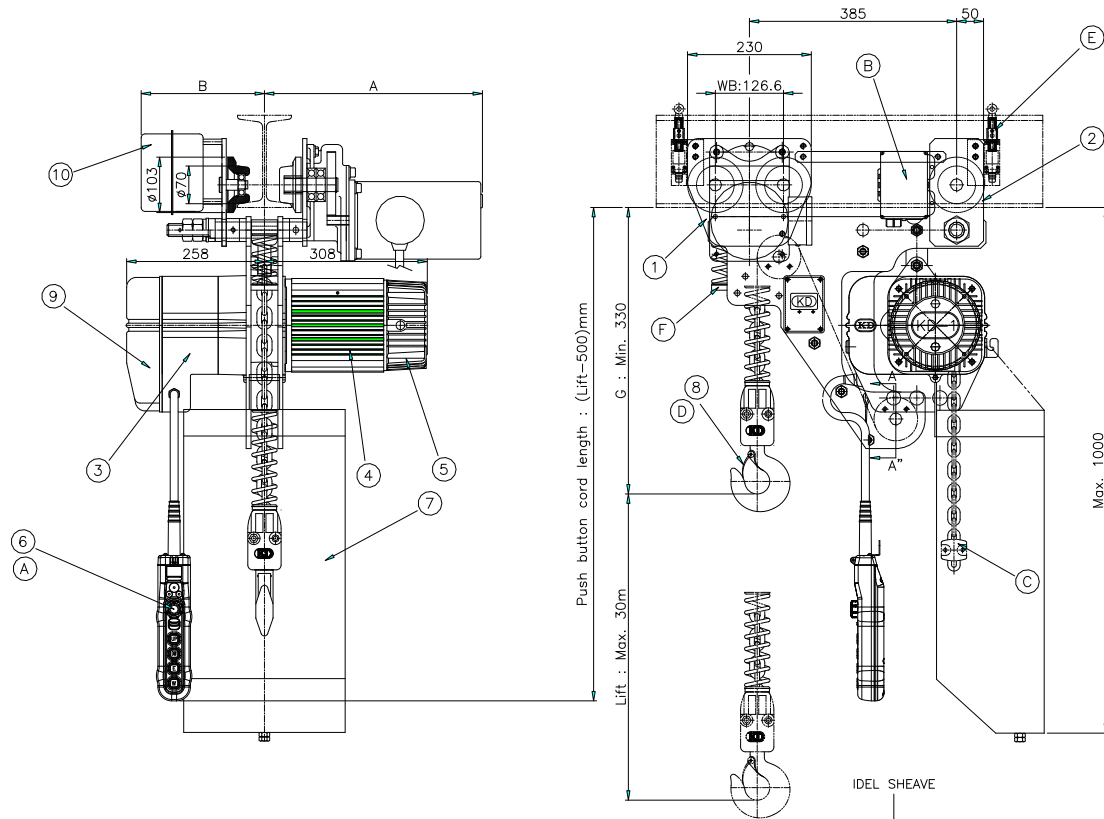
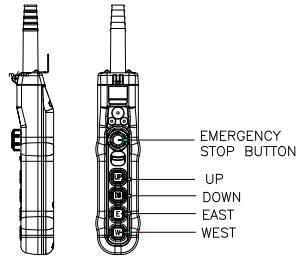


??	KDL1M-1T
??	KDL-1M-1.0T-L30

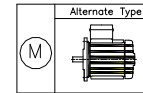


* Push button



VIEW A-A"

BEAM WIDTH	A	B
75	337.5	217.5
100	350	230
125	362.5	242.5



NO	DESCRIPTION	MATERIAL	Q'TY	SIZE	REMARK
1	Trolley	-	1		
2	Sub Trolley	-	1		
3	Reducer-ASS'Y	-	1		
4	Motor	-	1		
5	Brake- ASS'Y	-	1		
6	Push Button S/W	-	1		
7	Chain Bucket	-	1		
8	Bottom Hook-ASS'Y	-	1		
9	Control Panel (??)	-	1		
10	Control Panel (??)	-	1		

SAFETY DEVICE					
A	EMERGENCY STOP BUTTON S/W	-	1		
B	O.L.P	-	1		
C	CHAIN STOP HOLDER	-	1		
D	SAFETY LATCH	-	1		
E	LIMIT S/W (??)	-	1		
F	LIMIT S/W (??)	-	1		

CAPACITY		1.0 Ton
TEST LOAD		1.25 Ton
LIFT		Max. 30 m
HOISTING	MOTOR	1.5 kw x 4 poles
	SPEED	8 m/min
TRAVERSING	MOTOR	0.4 kw x 4 poles
	SPEED	12(24) m/min
	MOTOR	0.4/0.2 kw x 4/8 poles
	SPEED	12/6 m/min
	MOTOR	0.4/0.2 kw x 4/8 poles
	SPEED	24/12 m/min
BRAKE SYSTEM	HOISTING	DC ELECTRO MAGNETIC BRAKE
	TRAVERSING	AC SELF BRAKE DC ELECTRO MAGNETIC BRAKE
POWER SOURCES	MAIN	AC 3φ 220/380/440 460/480V 60Hz
	CONTROL	AC 1φ 48/110/120V 60Hz
OPERATION METHOD		PUSH BUTTON SWITCH TYPE ON FL.
PAINT COLOR		0.4 PB 4.2/5.6
BEAM SIZE		75, 100, 125
LOAD CHAIN		φ7.1 x P21.2mm x 1fall
NET WEIGHT		Max. 165 kg

?? ?? ??? ?? ???(mm)		KS B 0412 (JIS B 0409)		15.04.29	FIRST ISSUE	M.H.KIM			
?? ??	??	??	??	No.	DATE	REVISION RECORD			
(??~??)	(12?)	(14?)	(16?)	Scale	N/S	Pro- jection	3rd ANGLES	Mass	Kg
0.5 ~ 3	±0.05	±0.1	-	OWNER		Title			
3 ~ 6	±0.05	±0.1	±0.2			ELECTRIC CHAIN HOIST			
6 ~ 30	±0.1	±0.2	±0.5			ASSEMBLY DRAWING			
30 ~ 120	±0.15	±0.3	±0.8			KDL-1M-1.0T-L30			
120 ~ 315	±0.2	±0.5	±1.2			DWG No.			
315 ~ 1000	±0.3	±0.8	±2			KUK DONG HOIST CO., LTD.			